

# Carts/Anesthesia

**Anesthesia Cart** - Harloff offers a broad array of carts and accessories perfect for the demands of the anesthesia department.

## MR-SAFE AND OPTIMAL



### Features and Benefits

- All-aluminum Construction is lighter weight, resists organic contamination, and will not rust.
- Powder Coat Finish
- Flexible Design for Custom Drawer and Accessory Configurations
- Specially sourced ball-bearing drawer slides with low ferrous content.
- Wrap-around bumper.
- Pull out Stainless Steel side shelf.
- Plastic top with molded-in push handles
- BEST® lock for high security.
- Electronic “hands-free” locking models available.
- MR-Safe carts have been tested and certified by an independent authority.
- Delivered with wheels installed.

## CLASSIC LINE



### Features and Benefits

- Steel Construction with Powder-coat finish for combination of value pricing and long life.
- Ball-bearing full extension drawer slides give long life and ease of opening and closing.
- Full Vinyl wraparound bumper on separate protective steel frame.
- Carts feature standard key lock or mechanical push-button combination lock.
- Flexible Design for Custom Drawer and Accessory Configurations.
- Delivered with wheels installed.

## MINI-LINE




### Features and Benefits

- Space-Saving design for facilities with limited storage space.
- Steel Construction with Powder-coat finish for combination of value pricing and long life.
- Flexible Design for Custom Drawer and Accessory Configurations.
- Ball-bearing full extension drawer slides give long life and ease of opening and closing.
- Carts feature standard key lock or mechanical push-button combination lock.

**Note:** Product numbers indicated on pages following.

## 12 Powder Coat Finishes Standard



# Carts/Anesthesia

## Optimal™ Electronic Access Anesthesia Workstation



**#GJ-PLN7**

Electronic Access 7 drawer, Standard Package



**#GJ-PLN7-ANS**

Electronic Access 7 drawer, Specialty Package

### Features and Benefits

Restricting access and key control are major issues anesthesia departments with JCAHO compliance. Now Harloff combines modern keyless security technology with functional and attractive storage cart.

- Meet or exceed all current JCAHO recommendations for the storage and transport of Anesthesia department supplies.
- Advanced Programmable Electronic Proximity Locking system uses cards, card tags, or numerical entry codes to give multiple choices for access. To gain access, the user either presents their card or enter a PIN number.
- Up to 1,000 transactions can be stored in the unit. An optional printer can print transaction log including date, time, and user.
- Keyed master lock can over-ride the electronic lock for emergency access.
- On board rechargeable power supply with recharge warning light and built-in battery saver.
- All-aluminum construction for lighter weight and durability.
- Side storage cabinet with flexible storage system for supplies or manuals.
- Full extension ball-bearing drawer slides.
- Full wraparound bumper on extended stabilizing base.
- Pull out stainless steel shelf.
- Plastic replaceable top with integrated push handles.
- 5" Sealed ball bearing casters, one directional and one braking offered.
- 31" of vertical drawer space with 2 standard drawer configurations offered. Custom drawer configurations are available.
- Full range of drawer sizes, drawer organizers, and cart accessories to meet unique department requirements.

### Dimensions and Specifications

#### #GJ-PLN6

##### Drawer Sizes

1-4" (10.2 cm)  
2-3.25" (8.3 cm)  
2-6.5" (16.5 cm)  
1-9.75" (24.8 cm)

##### Cart Dimensions

|          |          |         |          |
|----------|----------|---------|----------|
| Standard | 45.75" H | 30.5" W | 23.75" D |
| Metric   | 116.2 H  | 77.5 W  | 60.3 D   |

##### Net Weight

126 lbs  
55.8 kg

#### #GJ-PLN6-ANS #GJ-PLN7-ANS

##### Drawer Sizes

|                   |                   |
|-------------------|-------------------|
| 1-4" (10.2 cm)    | 1-4" (10.2 cm)    |
| 2-3.25" (8.3 cm)  | 4-3.25" (8.3 cm)  |
| 2-6.5" (16.5 cm)  | 1-6.5" (16.5 cm)  |
| 1-9.75" (24.8 cm) | 1-9.75" (24.8 cm) |

##### Cart Dimensions

|                |                |        |        |
|----------------|----------------|--------|--------|
| Standard       | 45.75" H       | 32" W  | 25" D  |
| Metric         | 116.2 H        | 81.3 W | 63.3 D |
| With Back Rail | 68.5"/174 cm H |        |        |

##### Net Weight

139 lbs  
63.1 kg

##### Accessories Included:

- Raised back rail system - 3 tier
- Side rails (3)
- Hospital grade 6 socket outlet with 15' cord and cord wrap
- (2) **GJ-68530-P1** drawer trays

# Carts/Anesthesia/MRI

## Magnetic Resonance Safe Anesthesia Carts



**#GJ-MR7K-MAN**

MR Safe Seven Drawer Anesthesia Cart, Specialty Package



**#GJ-MR6K**

MR Safe Six Drawer Anesthesia Cart, Standard Package

### Features and Benefits

- Non-magnetic aluminum construction.
- Contemporary design with rounded corners.
- Specially sourced, low ferrous, ball-bearing full extension drawer slides.
- BEST® brand key lock with two keys.
- Full wrap-around vinyl bumper.
- 5" MR Safe casters, all full swivel, 2 with brake.
- Stainless steel pull-out side shelf on right side of cart.
- Replaceable plastic top with integrated push handles.
- Specific MR-Safe accessories and drawer organizers available.
- Powder coat finish - glossy white cabinet with 12 drawer colors available.
- Pre-threaded holes for easy MR Safe accessory installation.
- Cart addresses needs of hospitals and imaging centers that perform an increased variety of procedures in MRI suites.
- Provides transportation for MR Safe anesthesia machines and equipment.
- Cart is tested safe for use in both 1.5 and 3.0 Tesla magnetic resonance environments (reports are available upon request).
- Cart's durable aluminum construction resists organic contamination, will not rust, and is easily cleaned.
- Glossy white cabinet and MRI decal identifies cart as belonging in MRI suites.
- Cart is delivered with wheels installed; accessories require user installation.

### Dimensions and Specifications

#### #GJ-MR7K-MAN #GJ-MR6K-MAN

##### Drawer Sizes

|                   |                   |
|-------------------|-------------------|
| 1-4" (10.2 cm)    | 1-4" (10.2 cm)    |
| 4-3.25" (8.3 cm)  | 2-3.25" (8.3 cm)  |
| 1-6.5" (16.5 cm)  | 2-6.5" (16.5 cm)  |
| 1-9.75" (24.8 cm) | 1-9.75" (24.8 cm) |

##### MR Safe Accessories Included:

- Raised back rail system - 3 tier
- Side rails (4)
- Full size drawer trays with adjustable dividers (2)

##### Cart Dimensions

|        | Standard | Metric  | With Back Rail | Net Weight |
|--------|----------|---------|----------------|------------|
| Height | 45.75" H | 116.2 H | 68.5"/174 cm H | 139 lbs    |
| Width  | 32" W    | 81.3 W  |                | 63.1 kg    |
| Depth  | 25" D    | 63.5 D  |                |            |

#### #GJ-MR6K

##### Drawer Sizes

|                   |
|-------------------|
| 1-4" (10.2 cm)    |
| 2-3.25" (8.3 cm)  |
| 2-6.5" (16.5 cm)  |
| 1-9.75" (24.8 cm) |

#### #GJ-MR7K

|                   |
|-------------------|
| 1-4" (10.2 cm)    |
| 4-3.25" (8.3 cm)  |
| 1-6.5" (16.5 cm)  |
| 1-9.75" (24.8 cm) |

##### Cart Dimensions

|        | Standard | Metric  | Net Weight |
|--------|----------|---------|------------|
| Height | 45.75" H | 116.2 H | 126 lbs    |
| Width  | 30.5" W  | 77.5 W  | 55.8 kg    |
| Depth  | 23.75" D | 60.3 D  |            |

# Carts/Anesthesia

## Optimal™ All-Aluminum Anesthesia Carts



**#GJ-OPT6K**

OPTIMAL Six Drawer Anesthesia Cart, Standard Package



**#GJ-OPT6K-ANS**

OPTIMAL Six Drawer Anesthesia Cart, Specialty Package

### Features and Benefits

- Aluminum construction.
- Contemporary design with rounded corners.
- Stainless steel pull-out side shelf.
- BEST® brand key lock with two keys.
- Full wrap-around vinyl bumper.
- 5" Sealed ball-bearing premium casters, all full swivel, 2 with brake.
- Replaceable plastic top with integrated push handles.
- Ball-bearing full extension drawer slides.
- Cart is delivered with wheels installed; accessories require user installation.
- Specific accessories and drawer organizers available.
- Powder coat finish - 12 colors available.
- Pre-threaded holes for easy accessory installation.
- All-aluminum construction reduces weight addressing ergonomic concerns.
- Integrated push handles on plastic top allow for additional storage on side rails.
- Top drawer is four inches high for oversized items.

### Dimensions and Specifications

#### #GJ-OPT6K

##### Drawer Sizes

1-4" (10.2 cm)  
2-3.25" (8.3 cm)  
2-6.5" (16.5 cm)  
1-9.75" (24.8 cm)

##### Cart Dimensions

Standard 45.75" H 30.5" W 23.75" D  
Metric 116.2 H 77.5 W 60.3 D

#### #GJ-OPT7K

1-4" (10.2 cm)  
4-3.25" (8.3 cm)  
1-6.5" (16.5 cm)  
1-9.75" (24.8 cm)

##### Net Weight

126 lbs  
55.8 kg

#### #GJ-OPT6K-ANS

##### Drawer Sizes

1-4" (10.2 cm)  
2-3.25" (8.3 cm)  
2-6.5" (16.5 cm)  
1-9.75" (24.8 cm)

##### Cart Dimensions

Standard 45.75" H 32" W 25" D  
Metric 116.2 H 81.3 W 63.5 D  
With Back Rail 68.5"/174 cm H

#### #GJ-OPT7K-ANS

1-4" (10.2 cm)  
4-3.25" (8.3 cm)  
1-6.5" (16.5 cm)  
1-9.75" (24.8 cm)

##### Net Weight

139 lbs  
63.1 kg

#### MR Safe Accessories Included:

- Raised back rail system - 3 tier
- Side rails (4)
- Full size drawer trays with adjustable dividers (2)
- Hospital grade 6 socket outlet with 15' cord wrap

# Carts/Anesthesia

## Classic Line - Malignant Hyperthermia Cart



#GJ-6640

Malignant Hyperthermia Cart, Standard Package



#GJ-6641

Malignant Hyperthermia Cart, Specialty Package

### Features and Benefits

- Some patients under anesthesia experience a sudden and dangerous rise in blood temperature, a condition called Malignant Hyperthermia (MH). Healthcare facilities that administer volatile inhalational agents known to trigger MH must have emergency equipment immediately available for the treatment of MH (Accreditation Association for Ambulatory Care). Surgery centers must have immediately available, and in an organized cart, all items required for treatment of MH (American Society of Anesthesiologists and the American Association of Nurse Anesthetists).
- The Harloff Malignant Hyperthermia Cart will demonstrate JCAHO compliance and/or best practice for all OR suites, Level 1 Trauma Units, Surgery Centers, and Ambulatory Facilities.
- Cart includes: integrated 1.6 cu ft refrigerator/freezer with hospital grade plug, 10 glycolpacks, LED illuminated digital thermometer with cart power safety feature, 3" and 6" storage drawers, stainless steel breakaway locking system on both the refrigerator and the two storage drawers, full wrap-around vinyl bumper on separate steel frame, ball-bearing full extension drawer slides, removable plastic top, 5-inch premium wheels with one brake and one tracking caster, powder coat finish in 12 colors.
- The cart increases patient safety and departmental efficiency by providing a convenient, portable and economic solution for storage and transport of cooled glycol packs, cold saline IV solutions, and dantrolene (Dantrium) used to stabilize MH. Cart can hold critical MH emergency supplies at the proper temperature in close proximity to areas where they are most likely needed.
- External digital thermometer is visible at a distance in all lighting conditions, and allows continual monitoring of the supplies' temperature.
- Cart ships with wheels assembled, so the cart does not need to be inverted to install the wheels, thereby protecting the refrigeration components.

### Dimensions and Specifications

#### #GJ-6640

##### Drawer Sizes

1-3"

1-6"

2-Compartment with pre-installed refrigerator

##### Cart Dimensions Net Weight

Standard 41.5" H 32" W 22" D 146 lbs

Metric 105.4 H 81.3 W 55.9 D 66.4 kg

#### #GJ-6641

##### Drawer Sizes

1-3"

1-3"

2-Compartment with refrigerator

##### Cart Dimensions

Standard 44.5" H 32" W 22" D 154 lbs

Metric 113.0 H 81.3 W 45.7 D 70 kg

##### Accessories Included:

- IV Pole (extends to 85" / 216 cm)
- Full Drawer Tray Organizer
- Side-Mounted Drop Shelf
- Stainless Steel top Rail/Handle

# Carts/Anesthesia

## Classic Line - Accessorized Workstation Carts



**#GJ-6456**

Deluxe Six Drawer Workstation Cart with key lock



**#GJ-7456**

Deluxe Six Drawer Workstation Cart with mechanical combination pushbutton lock

### Features and Benefits

- Key lock with two keys (#GJ-6456)
- Mechanical combination pushbutton lock (#GJ-7456).
- Hospital grade 6 socket electrical outlet with 15' cord and cord wrap.
- Full wrap-around vinyl bumper on separate steel frame.
- 5" Sealed ball-bearing premium casters, all full swivel, 2 with brake.
- Removable plastic top.
- Raised back rail system with 2 horizontal rails.
- Aluminum push handle/side rail (4).
- Two 3-inch exchange trays and two 6 inch exchange trays.
- Ball-bearing full extension drawer slides.
- Cart is delivered with wheels installed; some accessories require user installation.
- Full range of accessories and drawer organizers available.
- Unibody steel construction.
- Powder coat finish - 12 colors available.
- Combination lock models eliminate the need for keys; combinations can be reset by user.
- Cart is accessorized for simplified ordering.
- Cabinet and drawer design allows for customized drawer configurations.

### Dimensions and Specifications

**#GJ-6456** Accessories shown in photo are included

#### Drawer Sizes

4-3" (7.6 cm)

1-6" (15.2 cm)

1-2" (30.5 cm)

#### Cart Dimensions

Standard 41.5" H 32" W 22" D 171 lbs

Metric 105.4 H 81.3 W 55.9 D 77.6 kg

with back rail 57.75"/146.7 cm H

**#GJ-7456** Accessories shown in photo are included

#### Drawer Sizes

4-3" (7.6 cm)

1-6" (15.2 cm)

1-12" (30.5 cm)

#### Cart Dimensions

Standard 42.5" H 32" W 22" D 171 lbs

Metric 108 H 81.3 W 55.9 D 77.6 kg

with back rail 58.25"/148 cm H

# Carts/Anesthesia

## Classic Line - Tall Workstation Carts, Combination Lock



**#GJ-7451**

Six Drawer Workstation Cart with mechanical combination pushbutton lock, Specialty Package



**#GJ-7450**

Six Drawer Workstation Cart with mechanical combination pushbutton lock, Standard Package

### Features and Benefits

- Mechanical combination pushbutton lock (**GJ-7451**).
- Full wrap-around vinyl bumper on separate steel frame.
- 5" Sealed ball-bearing premium casters, all full swivel, 2 with brake.
- Removable plastic top.
- Raised back rail system with 2 horizontal rails.
- Aluminum push handle/side rail (4).
- Ball-bearing full extension drawer slides.
- Cart is delivered with wheels installed; some accessories require user installation.
- Full range of accessories and drawer organizers available.
- Unibody steel construction.
- Powder coat finish - 12 colors available.
- Combination lock models eliminate the need for keys; combinations can be reset by user.
- Pre-installed wheels reduce set-up time when delivered.
- Cabinet and drawer design allows for customized drawer configurations.
- Drawers are double-walled with no sharp edges.

### Dimensions and Specifications

#### #GJ-7451

##### Drawer Sizes

4-3" (7.6 cm)  
1-6" (15.2 cm)  
1-12" (30.5 cm)

##### Cart Dimensions

|                |                 |        |        |
|----------------|-----------------|--------|--------|
| Standard       | 42.5" H         | 32" W  | 22" D  |
| Metric         | 108 H           | 81.3 W | 55.9 D |
| with back rail | 58.25"/148 cm H |        |        |

##### Net Weight

140 lbs  
63.5 kg

#### #GJ-7450

##### Drawer Sizes

4-3" (7.6 cm)  
1-6" (15.2 cm)  
1-12" (30.5 cm)

##### Cart Dimensions

|          |         |        |        |
|----------|---------|--------|--------|
| Standard | 42.5" H | 32" W  | 22" D  |
| Metric   | 108 H   | 81.3 W | 55.9 D |

##### Net Weight

145 lbs  
65.8 kg

# Carts/Anesthesia

## Classic Line - Tall Workstation Carts



**#GJ-6450**

Six Drawer Workstation Cart with key lock,  
Standard Package



**#GJ-6451**

Six Drawer Workstation Cart with key lock,  
Specialty Package

### Features and Benefits

- Key lock with two keys.
- Full wrap-around vinyl bumper on separate steel frame.
- 5" Sealed ball-bearing premium casters, all full swivel, 2 with brake.
- Removable plastic top.
- Aluminum push handle/side rail (2).
- Ball-bearing full extension drawer slides.
- Cart is delivered with wheels installed; some accessories require user installation.
- Full range of accessories and drawer organizers available.
- Unibody steel construction.
- Powdercoat finish - 12 colors available.
- Combination lock models eliminate the need for keys; combinations can be reset by user.
- Pre-installed wheels reduce set-up time when delivered.
- Cabinet and drawer design allows for customized drawer configurations.
- Drawers are double-walled with no sharp edges.

### Dimensions and Specifications

#### #GJ-6450

##### Drawer Sizes

- 4-3" (7.6 cm)
- 1-6" (15.2 cm)
- 1-12" (30.5 cm)

##### Cart Dimensions

|          | 41.5" H | 32" W  | 22" D  | Net Weight |
|----------|---------|--------|--------|------------|
| Standard | 41.5" H | 32" W  | 22" D  | 145 lbs    |
| Metric   | 105.4 H | 81.3 W | 55.9 D | 65.8 kg    |

#### #GJ-6451

##### Drawer Sizes

- 4-3" (7.6 cm)
- 1-6" (15.2 cm)
- 1-12" (30.5 cm)

##### Cart Dimensions

|                | 41.5" H           | 32" W  | 22" D  | Net Weight |
|----------------|-------------------|--------|--------|------------|
| Standard       | 41.5" H           | 32" W  | 22" D  | 140 lbs    |
| Metric         | 105.4 H           | 81.3 W | 55.9 D | 63.6 kg    |
| with back rail | 57.75"/146.7 cm H |        |        |            |



# Carts/Anesthesia

## Classic Line - Short Workstation Carts, Combination Lock



**#GJ-7351**

Four Drawer Workstation Cart with combination pushbutton lock, Specialty Package



**#GJ-7350**

Four Drawer Workstation Cart with mechanical combination pushbutton lock, Standard Package

### Features and Benefits

- Mechanical combination pushbutton lock.
- Full wrap-around vinyl bumper on separate steel frame.
- 5" Sealed ball-bearing premium casters, all full swivel, 2 with brake.
- Removable plastic top.
- Raised back rail system with 2 horizontal rails.
- Aluminum push handle/side rail (4).
- Ball-bearing full extension drawer slides.
- Cart is delivered with wheels installed; some accessories require user installation.
- Full range of accessories and drawer organizers available.
- Unibody steel construction.
- Powder coat finish - 12 colors available.
- Combination lock models eliminate the need for keys; combinations can be reset by user.
- Pre-installed wheels reduce set-up time when delivered.
- Cabinet and drawer design allows for customized drawer configurations.
- Drawers are double-walled with no sharp edges.

### Dimensions and Specifications

#### **#GJ-7351**

##### Drawer Sizes

- 2-3" (7.6 cm)
- 1-6" (15.2 cm)
- 1-12" (30.5 cm)

##### Cart Dimensions

|  | Standard            | Metric               | with back rail  | Net Weight |
|--|---------------------|----------------------|-----------------|------------|
|  | 36.5" H 32" W 22" D | 92.7 H 81.3 W 55.9 D | 58.25"/148 cm H | 115 lbs    |
|  |                     |                      |                 | 52.2 kg    |

#### **#GJ-7350**

##### Drawer Sizes

- 2-3" (7.6 cm)
- 1-6" (15.2 cm)
- 1-12" (30.5 cm)

##### Cart Dimensions

|  | Standard            | Metric               | Net Weight |
|--|---------------------|----------------------|------------|
|  | 36.5" H 32" W 22" D | 92.7 H 81.3 W 55.9 D | 120 lbs    |
|  |                     |                      | 54.5 kg    |

# Carts/Anesthesia

## Classic Line - Short Workstation Carts



**#GJ-6350**

Four Drawer Workstation Cart with key lock,  
Standard Package



**#GJ-6351**

Four Drawer Workstation Cart with key lock,  
Specialty Package

### Features and Benefits

- Key lock with two keys.
- Full wrap-around vinyl bumper on separate steel frame.
- 5" Sealed ball-bearing premium casters, all full swivel, 2 with brake.
- Removable plastic top.
- Aluminum push handle/side rail (2).
- Ball-bearing full extension drawer slides.
- Cart is delivered with wheels installed; some accessories require user installation.
- Full range of accessories and drawer organizers available.
- Unibody steel construction.
- Powder coat finish - 12 colors available.
- Combination lock models eliminate the need for keys; combinations can be reset by user.
- Pre-installed wheels reduce set-up time when delivered.
- Cabinet and drawer design allows for customized drawer configurations.
- Drawers are double-walled with no sharp edges.

### Dimensions and Specifications

#### #GJ-6350

##### Drawer Sizes

2-3" (7.6 cm)  
1-6" (15.2 cm)  
1-12" (30.5 cm)

##### Cart Dimensions

|          |         |        |        |            |         |
|----------|---------|--------|--------|------------|---------|
| Standard | 35.5" H | 32" W  | 22" D  | Net Weight | 120 lbs |
| Metric   | 90.2 H  | 81.3 W | 55.9 D |            | 54.5 kg |

#### #GJ-6351

##### Drawer Sizes

2-3" (7.6 cm)  
1-6" (15.2 cm)  
1-12" (30.5 cm)

##### Cart Dimensions

|                |                  |        |        |            |         |
|----------------|------------------|--------|--------|------------|---------|
| Standard       | 35.5" H          | 32" W  | 22" D  | Net Weight | 115 lbs |
| Metric         | 90.2 H           | 81.3 W | 55.9 D |            | 52.2 kg |
| with back rail | 51.5"/130.8 cm H |        |        |            |         |

# Carts/Anesthesia

## Classic Line - Monitor Carts



**#GJ-6650**

with optional GJ-680404 electrical outlet and cord wrap  
Six drawer Monitor Cart with key lock, Standard package



**#GJ-6651**

Six Drawer Monitor Cart with  
key lock, Specialty Package

### Features and Benefits

- Short overhead shelf system with 2 shelves (#GJ-6650).
- Tall overhead shelf system with 2 shelves offering multiple mounting locations (#GJ-6651).
- Key lock with two keys.
- Full wrap-around vinyl bumper on extended width steel frame.
- 5" Sealed ball-bearing premium casters, all full swivel, 2 with brake.
- Removable plastic top.
- Aluminum push handle/side rail (1).
- Hospital grade 6 socket electrical outlet with 15' cord and cord wrap (#GJ-6651).
- Ball-bearing full extension drawer slides.
- Cart is delivered with wheels installed; some accessories require user installation.
- Full range of accessories and drawer organizers available.
- Unibody steel construction.
- Powder coat finish - 12 colors available.
- Extended bumper provides greater stability when shelves are loaded.
- Cabinet and drawer design allows for customized drawer configurations.
- Drawers are double-walled with no sharp edges.

### Dimensions and Specifications

#### #GJ-6650

| Drawer Sizes   | Cart Dimensions                       | Net Weight |
|----------------|---------------------------------------|------------|
| 3-3" (7.6 cm)  | Standard 41.5" H 40" W 25" D          | 180 lbs    |
| 2-6" (15.2 cm) | Metric 105.4 H 63.5 W 55.9 D          | 81.7 kg    |
| 1-9" (22.9 cm) | with Monitor Shelves 66.5"/168.9 cm H |            |

#### #GJ-6651

| Drawer Sizes   | Cart Dimensions                     | Net Weight |
|----------------|-------------------------------------|------------|
| 3-3" (7.6 cm)  | Standard 41.5" H 40" W 25" D        | 185 lbs    |
| 2-6" (15.2 cm) | Metric 105.4 H 101.6 W 63.5 D       | 84 kg      |
| 1-9" (30.5 cm) | with Monitor Shelves 75"/190.5 cm H |            |

# Carts/Anesthesia

## Classic Line - Secure Storage Cart



**#GJ-6610**

Eight Drawer Storage Cart with key lock,  
Standard Package



**#GJ-6611**

Eight Drawer Storage Cart with key lock,  
Specialty Package

### **Features and Benefits**

- Key lock with two keys.
- Full wrap-around vinyl bumper on separate steel frame.
- 5" Sealed ball-bearing premium casters, all full swivel, 2 with brake.
- Aluminum push handle/side rail (#GJ-6610/#GJ-6600).
- Stainless Steel top rail/push handle (#GJ-6611/#GJ-6601).
- Removable stainless steel top (#GJ-6601).
- Removable plastic top.
- Ball-bearing full extension drawer slides.
- Cart is delivered with wheels installed; accessories require user installation.
- Full range of accessories and drawer organizers available.
- Unibody steel construction.
- Powdercoat finish - 12 colors available.
- Pre-installed wheels reduce set-up time when delivered.
- Cabinet and drawer design allows for customized drawer configurations.
- Drawers are double-walled with no sharp edges.

### **Dimensions and Specifications**

#### **#GJ-6610**

Drawer Sizes  
6-3" (7.6 cm)  
2-6" (15.2 cm)

#### **#GJ-6611**

Drawer Sizes  
6-3" (7.6 cm)  
2-6" (15.2 cm)

#### Accessories Included:

- Utility Hooks (4)
- Stainless steel top rail
- 3 - 6 Compartment trays
- 3 - 7 Compartment trays

#### **#GJ-6600**

- Same specifications as #GJ-6610 with break-away lock.

#### **#GJ-6601**

- Same specifications as #GJ-6611.

| Cart Dimensions              | Net Weight |
|------------------------------|------------|
| Standard 41.5" H 32" W 22" D | 155 lbs    |
| Metric 105.4 H 81.3 W 55.9 D | 70.4 kg    |

| Cart Dimensions              | Net Weight |
|------------------------------|------------|
| Standard 44.5" H 32" W 22" D | 125 lbs    |
| Metric 113.0 H 81.3 W 55.9 D | 56.8 kg    |

# Carts/Anesthesia

## Mini Line - Workstation Carts



**#GJ-3145K-ANS**

Five Drawer Short Mini-Line Workstation Cart  
with key lock, Specialty package



**#GJ-3156K-ANS**

Six Drawer Tall Mini Line  
Workstation Cart with  
key lock, Specialty Package

### Features and Benefits

- Narrow design with reduced footprint.
- Two cabinet heights - with vertical drawer space of 24" (small) or 30" (tall).
- Key lock with two keys.
- Ball-bearing full extension drawer slides.
- All steel construction.
- 3" Stem casters, all full swivel, 2 with brake
- Removable plastic top.
- Powder coat finish - 12 colors available.
- Specific accessories and drawer organizers available.
- Space-saver design makes cart ideal for anesthesiologists, clinics, doctor offices, phlebotomists, and special procedures.
- Two sizes accommodate a variety of storage requirements.
- Narrow cart design allows supply storage in areas where space is limited.

### Dimensions and Specifications

#### #GJ-3145K-ANS

Drawer Sizes  
3-3" (7.6 cm)  
1-6" (15.2 cm)  
1-9" (22.9 cm)

**Cart Dimensions**  
Standard 32" H 18" W 18" D  
Metric 81.3 H 45.7 W 45.7 D  
with Monitor Shelves 45.63"/123.5 cm H

Net Weight  
88 lbs  
40.0 kg

**Accessories Included:**

- Raised back rail system - 2 tier
- Side rails (2)
- 6 Tilt bin organizer

#### #GJ-3156K-ANS

Drawer Sizes  
3-3" (7.6 cm)  
2-6" (15.2 cm)  
1-9" (30.5 cm)

**Cart Dimensions**  
Standard 41.5" H 32" W 22" D  
Metric 105.4 H 81.3 W 55.9 D  
with Monitor Shelves 54.75"/139.1 cm H

Net Weight  
108 lbs  
49 kg

**Accessories Included:**

- Raised back rail system - 2 tier
- Side rails (2)
- 6 Tilt bin organizer

# Carts/Anesthesia

## Mini Line - Workstation Carts



**#GJ-3145K**  
Five Drawer Short Mini-Line Workstation Cart  
with key lock, Standard package



**#GJ-3156K**  
Six Drawer Tall Mini Line  
Workstation Cart with  
key lock, Standard Package

### Features and Benefits

- Narrow design with reduced footprint.
- Two cabinet heights - with vertical drawer space of 24" (short) or 30" (tall).
- Key lock with two keys.
- Ball-bearing full extension drawer slides.
- All steel construction.
- 3" Stem casters, all full swivel, 2 with brake
- Removable plastic top.
- Powder coat finish - 12 colors available.
- Specific accessories and drawer organizers available.
- Space-saver design makes cart ideal for anesthesiologists, clinics, doctor offices, phlebotomists, and special procedures.
- Two sizes accommodate a variety of storage requirements.
- Narrow cart design allows supply storage in areas where space is limited.

### Dimensions and Specifications

#### #GJ-3145K

| Drawer Sizes   | Cart Dimensions             | Net Weight |
|----------------|-----------------------------|------------|
| 3-3" (7.6 cm)  | Standard 32" H 18" W 18" D  | 75 lbs     |
| 1-6" (15.2 cm) | Metric 81.3 H 45.7 W 45.7 D | 34.1 kg    |
| 1-9" (22.9 cm) |                             |            |

#### #GJ-3156K

| Drawer Sizes   | Cart Dimensions               | Net Weight |
|----------------|-------------------------------|------------|
| 3-3" (7.6 cm)  | Standard 38.25" H 18" W 18" D | 95 lbs     |
| 2-6" (15.2 cm) | Metric 97.2 H 45.7 W 45.7 D   | 43.2 kg    |
| 1-9" (30.5 cm) |                               |            |

# Carts/Anesthesia

## E-Series Line



**#GJ-E30-6K**  
Standard 6 drawer 60" cabinet



**#GJ-E24-4K**  
Standard 4 drawer 24" cabinet

### Features and Benefits

- Value priced line with Harloff quality.
- Key lock with two keys.
- Drawer fronts have integrated pull handle for easy opening anywhere on the face.
- Ball Bearing Drawer Slides for smooth opening over the life of the cart.
- Corner bumpers to protect walls.
- Removable plastic top.
- Aluminum push handle.
- 5" casters, all full swivel, one with brake, one directional for better steering control.
- Cart is delivered with wheels installed to save time putting into service.
- Powder Coat finish with 12 colors available.
- Full range of accessories and drawer organizers available.

### Dimensions and Specifications

#### #GJ-E30-6K

| Drawer Sizes    | Cart Dimensions              | Net Weight |
|-----------------|------------------------------|------------|
| 4-3" (7.6 cm)   | Standard 41.5" H 32" W 22" D | 145 lbs    |
| 1-6" (15.2 cm)  | Metric 105.4 H 81.3 W 55.9 D | 65.8 kg    |
| 1-12" (30.5 cm) |                              |            |

#### #GJ-E24-4K

| Drawer Sizes    | Cart Dimensions              | Net Weight |
|-----------------|------------------------------|------------|
| 2-3" (7.6 cm)   | Standard 35.5" H 32" W 22" D | 120 lbs    |
| 1-6" (15.2 cm)  | Metric 90.2 H 81.3 W 55.9 D  | 54.5 kg    |
| 1-12" (30.5 cm) |                              |            |


# Carts/Accessories

## Magnetic Resonance Safe



**#GJ-MR-RBR3**

Raised Back Rail System - 3 Tier for mounting accessories.



**#GJ-MR-RBR2**

Raised Back Rail System - 2 Tier for mounting accessories.



**#GJ-MR-SR**

Side rail for mounting accessories.



**#GJ-MR-RLHK**

Rail Hook, fits all accessory mounting rails.



**#GJ-MR-4TILT** 4-Compartment Tilt Bin

**#GJ-MR-5TILT** 5-Compartment Tilt Bin

**#GJ-MR-6TILT** 6-Compartment Tilt Bin

All include Mounting Clips



**#GJ-MR-02**

Stainless Steel oxygen tank holder for D/E size cylinders



**#GJ-CARDBRD**

Cardiac board with 2 brackets



**#GJ-MR-IV2**

2 prong IV pole, adjustable height



**#GJ-68530-P1** 3" Full drawer tray with adjustable dividers

Fit one per drawer

**#GJ-40130** 3W Drawer divider tray only

**#GJ-68530-P2** 3" Full drawer tray with extra adjustable dividers



**#GJ-680503**

9" and 12" drawer divider set with 3 long and 2 short dividers  
Dims: 17"L x 22.75"W x 8.75"H  
Fit one per drawer



**#GJ-40109** 6-compartment Drawer Tray

Dims: 14.5"L x 7.6"W x 1.75H

Fit three per drawer

**#GJ-40108** 6 compartment drawer tray

Dims: 14.5"L x 7.6"W x 1.75"H


Fit three per drawer

## Optimal Line



**#GJ-OPT-RBR3**

Raised Back Rail System - 3 Tier for mounting accessories.



**#GJ-OPT-RBR2**

Raised Back Rail System - 2 Tier for mounting accessories.



**#GJ-OPT-SR**

Side Rail for mounting accessories.



**#GJ-OPT-RLHK**

Rail Hook, fits all accessory mounting rails.



**#GJ-OPT-OUTLET**

Hospital Grade 6-socket Electrical Outlet with 15' cord and cord wrap.



**#GJ-AL2362**

Glove box holder, aluminum



**#GJ-OPT-POSHELF**

Stainless Steel pull-out shelf, replacement only



**#GJ-OPT-02**

Stainless Steel oxygen tank holder for D/E size cylinders



# Carts/Accessories

## Classic Line - E-Series



**#GJ-680311**  
Short Aluminum Overhead Monitor Support Set - (shelves sold separately)

**#GJ-680311FI**

Short Aluminum Overhead Set Support Set For Field Installation

**#GJ-680312**

14" Overhead Monitor Shelf

**#GJ-680313**

20" Overhead Monitor Shelf

**#GJ-680314**

Stainless Steel 14" Overhead Monitor Shelf



**#GJ-680310**  
Tall Aluminum Overhead Monitor Support Set

(shelves sold separately)

**#GJ-680310FI**

Tall Aluminum Overhead Support Set - For Field Installation

**#GJ-680317**

Rubber Mat



**#GJ-68032**  
Adjustable overhead Shelf with Accessory Bar



**#GJ-68163**  
Raised Back Rail System-2 Rails

**#GJ-68157**

Raised Back Rail System-3 Rails



**#GJ-680414**

Utility Box


**#GJ-680424**

Utility Box with Rail Clip



**#GJ-680419**

Rail Clip



**#GJ-680431**

Small Utility Basket with Nylon Mounting Clamps

**#GJ-40256**

Small Utility Basket (13"L x 4"D x 4.5"H)



**#GJ-680447**

Large Utility Basket with Mounting Brackets

**#GJ-680407**

Large Utility Basket with Rail Clips

**#GJ-40257**

Large Utility Basket only (10"L x 7.5"D x 5.25"H)



**#GJ-680415**

Tape/Label Dispenser, includes two rail clips for mounting on push handle or raised back rail system




**#GJ-680413**

18" Catheter Box with rail clip, for mounting on push handle

**#GJ-680434**

36" Catheter Box with rail clip



**#GJ-683803**

4-Compartment Tilt Bin


**#GJ-683804**

5-Compartment Tilt Bin

**#GJ-683805**

6-Compartment Tilt Bin

All Include Mounting Clips



**#GJ-680404**

Hospital Grade 6-Socket electrical Outlet, with 15' cord & cord wrap

**#GJ-680405**

Cord Wrap Only



**#GJ-680428**

Three gallon Waste Container and mounting bracket

**#GJ-40717**

Three Gallon Waste Container only

**#GJ-40638**

Replacement mounting bracket for three gallon waste container



**#GJ-680408**

Two Gallon Plastic Waste Container includes mounting hardware



**#GJ-680409**

Two Gallon Metal Waste Container with Cover includes mounting hardware

**#GJ-680410**

Two Gallon Metal Waste Container without Cover Includes mounting hardware



**#GJ-68161**

Aluminum Push Handle/Side Rail, 18"

**#GJ-68162**

Aluminum Back Rail, 24" for Classic and E-Series Only

# Carts/Accessories

## Classic Line - E-Series Drawer Organizers



**#GJ-681501**

3" Adjustable Exchange Tray with  
3 Long and 3 Short Dividers  
Dims: 16.5"L x 11"W x 2.25"H  
Fit two per drawer

**#GJ-40179**

3" Tray Long Dividers, Pk 3

**#GJ-40180**

3" Tray Short Dividers, Pk-3



**#GJ-681502**

6" Adjustable Exchange Tray with  
3 Long and 3 Short Dividers  
Dims: 16.5"L x 11"W x 5.25"H  
Fit two per drawer

**#GJ-40181**

6" Tray Short Dividers, Pk 3

**#GJ-40182**

6" Tray Long Dividers, Pk-3



**#GJ-68530-P1**

3" Full Drawer Tray  
with Adjustable Dividers  
Fit one per drawer

**#GJ-40582**

3" Full Drawer Tray only

**#GJ-68530-P2**

3" Full Drawer  
tray with extra Adjustable Dividers



**#GJ-68605**

5 Space Divider  
Insert pack of 10 Fits all 3"  
Full Drawer trays

**#GJ-68604**

4 Space Divider Insert  
Pack of 10

**#GJ-68603**

3 Space Divider Insert  
Pack of 10

**#GJ-68602**

2 Space Divider  
Insert pack of 10



**#GJ-40345**

Utility Bin

**#GJ-40361**

Utility Bin Dividers, pack of 10



**#GJ-680503**

9" and 12" Drawer Divider  
set with 3 long  
and 2 short dividers  
Dims: 17"L x 22.75"W x 8.75"H  
Fit one per drawer



**#GJ-40109**

7-Compartment Drawer Tray  
Dims: 14.5"L x 7.6"W x 1.74H  
Fit three per drawer

**#GJ-40108**

6 Compartment Drawer Tray  
Dims: 14.5"L x 7.6"W x 1.75"H  
Fit three per drawer

## Mini Line



**#GJ-MINI-RBR**

Raised Back Rail System - For  
MINI Line cart



**#GJ-683803**

4-Compartment Tilt Bin

**#GJ-683804**

5-Compartment Tilt Bin

**#GJ-683805**

6-Compartment Tilt Bin  
*All Include Mounting Clips*



**#GJ-680404**

Hospital Grade 6-Socket  
electrical Outlet, with 15'  
cord & cord wrap

**#GJ-680405**

Cord Wrap Only



**#GJ-68161**

Aluminum Push  
Handle/Side Rail, 18'



**#GJ-68620-P1**

Mini Line Drawer Tray  
with Adjustable Dividers  
Fit one per drawer

**#GJ-68620-P2**

Mini Line Drawer Tray  
with extra Adjustable Dividers



**#GJ-OPT-RLHK**

Rail Hook, fits all  
accessory mounting  
rails.